



First


FETAL BRAIN WORLD CONGRESS AHMEDABAD - INDIA

Foundation Meeting of Fetal Brain Society (FBS)

Under the aegis of Fetal Brain Academy Private Limited and PARCON

18-19-20-21 January 2024

Venue: ITC Narmada, Ahmedabad, India



Organized by

Fetal Brain Society (Fetal Brain Academy Pvt. Ltd.) and PARCON

Regd office for correspondence:

Dr. Prashant Acharya

**Fetal Brain Academy Private Limited &
Paras-Advanced Center for Fetal Medicine**

2 B, Virvijay Society, Opp. Sanghvi High School, Vijaynagar Road, Naranpura,

Ahmedabad 380013, Gujarat, India. M.: +91 98240 69250 Email: fetalbrainsociety@gmail.com

Supported by: 

GE HealthCare

S. N. Gene Lab Pvt. Ltd.
Accurate Medical Print Solutions
NEXUS / ASTRAIA GmbH
Scan-O-Fe

Participate in the Foundation Meeting and join us as a founder member of Fetal Brain Society (Fetal Brain Academy Pvt. Ltd. - a charity)

Dear colleague:

The study of the fetal brain and the implications of the diagnosis of related pathologies has reach a point where most of us realize not only the importance of the multidisciplinary approach in diagnosis, counselling and treatment, but the need to provide educational opportunities and resources to improve the quality of the information we provide to our patients.

Until now this task has been undertaken by individuals and its visibility in National and International meetings represented a small portion of the time dedicated to presentations and in many occasions relegated to the last day or to secondary rooms. With a group of friends, we are about to create a Society fully dedicated to the study of the fetal brain starting with the organization of a Congress exclusively dedicated to this subject, that will be held in Ahmedabad, India next January, 18-21. During the Congress we plan to have the foundation meeting of the Society.

The Society will be open to participants in all related fields including obstetrics; fetal medicine; perinatology; neonatology; genetics; pediatric radiology, neurology and neurosurgery; neurodevelopmental medicine and pathology.

We will be very happy if you accept our invitation not only to participate and present your research but to be one of the Founder members of the Society. We are working on the program that will be centered in the interactions between the different specialties with a parallel program dedicated to more basic issues of brain imaging and diagnosis.

We hope you will meet you in Ahmedabad, India.

Due to the current war situation in israel, it's possible that we may hate to have some faculties talk by zoom meeting.

With our best personal regards,

The organizers

Gustavo Malinger, Daniela Prayer, Dario Paladini, Karina Haratz,
Prashant Acharya, Ritsuko K. Pooh, Roeie Birnbaum





COURSE DIRECTORS



Gustavo Malinge



Daniela Prayer



Dario Paladini



Karina Haratz



Prashant Acharya



Ritsuko K. Pooh



Roe Birnbaum

INTERNATIONAL FACULTIES



Micheal Brusilov



Laurent Guibaud



Moran Haussman



Mauricio Herrera



Christian Mitter



Jose L Peiro



Vincent des Portes



Andrea Righini



Romina Romaniello



Yuval Yaron



Shigehito Yamada



Rabih Chaoui



MariaSavino Severino



William Dobyns

NATIONAL FACULTIES



Ashini Acharya



Adinaryan Makam



Akshatha Prabhu



Anita Kaul



Ashish Mehta



Chander Lulla



Hriday Acharya



Lokesh Lingappa



Nitin Chaubal



Drushi Patel




Rachna Gupta



Ramamurthy BS



S. Suresh



Ashok Khurana



Salil Vaniawala



Vivek Kashyap



Vivek Krishnan



K Manikandan



Shetal Desai



Foram Acharya

Local Organizing Committee

Dr J P Shah
Dr Mayank Chaudhry
Dr Ashish Mehta
Dr Devang Patel
Dr Viral Pandya
Dr Ripal Ghaveriya
Dr Rita Hingrajiya
Dr Darshan Wadekar
Dr Foram Acharya
Dr Hriday Acharya
Dr Parul Shah
Dr Drushi Patel
Dr Kalpesh Patel
Dr Dharmesh Patel
Dr Rakesh Patel
Dr Swati Thakkar
Dr Priyangi Purohit
Dr Vijay Patil
Dr Jayesh Patel
Dr Sachin Nichite
Dr Shetal Desai
Dr Jimit Patrawala
Dr Yogesh Tandel
Dr Sonia Meel
Dr Jyotshna Panigrahy



Tentative Scientific Program

Day 1, 18th January, 2024 - Thursday

TIME	TOPIC	SPEAKER
8.00 to 9.00		
30 min	Fetal brain anatomy on Autopsy specimens - Normal & Abnormal	Prashant Acharya & Vivek Krishnan
30 min	Normal and abnormal brain anatomy of human embryos and fetus.	Shigehito Yamada
9.10 to 11.00	Session 1 – Screening scan vs neurosonography	
30 min	2 nd and 3 rd trimester neurosonography – guidelines and technique	Ritsuko Pooh
30 min	Early screening and Neurosonography – guidelines and technique	Roeë Birnbum
30 min	2 nd trimester screening. Where we can reach?	Karina Haratz
30 min	Indications for fetal CNS MRI	Daniela Prayer
11.00 to 11.30	Coffee Break	
11.30 to 13.30	Session 2 – CSP, corpus callosum, posterior fossa	
30 min	Normal and abnormal CSP. Differential diagnosis	Dario Paladini
30 min	Complete and partial agenesis of corpus callosum	Roeë Birnbum
30 min	Cystic abnormalities of the posterior fossa. DWM, BPC, VH, MCM, AC	Dario Paladini
30 min	Non-cystic abnormalities of the cerebellum.	Karina Haratz
13.30 to 14.30	Lunch break & visit to stalls	
14.30 to 16.10	Session 3 – HPE, ventriculomegaly and hydrocephalus	
30 min	HPE. From obvious forms to challenging ones.	Ritsuko Pooh
30 min	Ventriculomegaly. Definition, etiology, natural history.	Laurent Guibaud
20 min	Aqueductal stenosis	Chander Lulla
20 min	Obstructive hydrocephalus / Hydrocephalus other than Aq stenosis	Nitin Chaubal
20 min	Role of MRI in Ventriculomegaly	Andrea Righini
30 min	Variants of Ventriculomegaly making trouble	Miheal Brusilov
16.40 to 17.00	Coffee break	
17.00 to 19.00	Session 4 – Mixed bag	
20 min	Role of 3D 4D in fetal brain assessment	Prashant Acharya
30 min	Brain signs in extracerebral syndromes	Rabih Chaoui
30 min	The syndromic brain	Gustavo Malinger
20 min	Brain Calcification	S Suresh
20 min	New tools in Fetal CNS evaluation	Ashok Khurana
	Question and Answer - All faculties	

Tentative Scientific Program

Day 2, 19th January, 2024 - Friday

Time	Topic	Speaker
08.00-08.30	Inaugration and introduction of FBS	Prashant Acharya & Gustavo Malinger
08.30-09.00	Session 1 – Opening Lecture	
30 mins	New developments in the study of the brain	Shigehito Yamada
09.00-11.10	Session 2 – Neural Tube Defects	
30 min	Early diagnosis of NTD	Karina Haratz
30 min	Antenatal repair of ONTD- slection, procedure and outcome	Mauricio Harrare
30 min	Inutero Spina bifida repair: My view	Jose Peiro
20 min	Closed Spinal dysraphism -	B S Ramamurthy
20 min	Spinal defects & prognostication - spine surgeon's view	Hriday Acharya
11.15-11.45	Tea Break & posters	
11.45-13.30	Session 3 – Midline defects	
30 min	Septal defects and the SOD dilemma	Prashant Acharya
30 min	Short or Thick (Dysgenetic) corpus callosum	Laurent Guibaud
30 min	Apparently isolated agenesis of the corpus callosum	Christian Mitter
30 min	Living with agenesis of the corpus callosum	Romina Romaniello
30 min	When and why I prefer MRI over USG	Andrea Righini
13.00-14.15	Lunch	
14.15-16.05	Session 4 – Malformations of Cortical Development	
20 min	Screening of MCD – indirect signs	Ritsuko Pooh
20 min	Diagnostic features of fetal MCD – US	Gustavo Malinger
20 min	Diagnostic features of fetal MCD – MRI	Daniela Prayer
20 min	Genetics for the diagnosis and prognostication of MCD	Yuval Yaron
20 min	MCD in children	Vincent Des Portes
16.05-16.30	Tea Break & Posters	
16.30-19.00	Session 5 – Midbrain-hindbrain anomalies	
30 min	Early diagnosis of MBHB anomalies	Roeë Birnbaum
30 min	Infratentorial anomalies late in pregnancy	Karina Krajden
20 min	The genetics of cerebellar and brainstem anomalies	William Dobyns
20 min	Living with cerebellar and brainstem anomalies	William Dobyns
20 min	Rare Anomalies of Posterior Cranial Fossa	B S Ramamurthy
10 min	Our advise to you all.....for fetal brain	William Dobyns & Gustavo Malinger
20.00 on wards	GALA DINNER and Musical party	
	GE launching of Expert 22 series	

Tentative Scientific Program

Day 3, 20th January, 2024 - Saturday

Time	Topic	Speaker
08.00-09.00	Session 6 – Best abstracts awards & communications	
8 min each and 2 min discussion	Selection of six best abstracts/posters	
	Chair: Laurent Guibaud, K Manikandan, Shigihito Yamada	
09.00-11.00	Session 7 – Cerebrovascular insults	
30 min	Neurosonography of fetal stroke	Dario Paladini
30 min	Lab work-up in fetal stroke: genetics, coagulation, FNAIT	Moran Haussman
30 min	MRI: how and when?	Daniela Prayer
30 min	Prognosis and management of children after fetal stroke/IVH	Moran Haussman
11.00-12.00	Session 8 – Cysts & Tumors	
20 min	Topographic anatomy and differential diagnosis of brain cystic lesions	B S Ramamurthy
20 min	Trying to predict histology: imaging challenges in CNS tumors	Gustavo Malinge
20 min	periventricular area lesions / Germinal matrix problems	Roeel Birnbum
12.00-12.45	Session 9 – Oral communication 1	
	Chair: Ritsuko Pooh, Andrea Righini, Vivek Kashyap, Vincent Des Portes	
7 min each	6 presentations of abstracts received	
12.45 to 13.35	Session 10 – Intrauterine infections affecting the CNS	
30 min	Imaging and diagnosis	Dario Paladini
20 min	Prevention and treatment	Anita Kaul
13.35-14.30	Lunch	
14.30-15.15	Session 11 – Fetal Neurology Clinic Setup Multidisciplinary round table	
	Moderator: Gustavo Malinge and Prashant Acharya	Vincent Des Portes, Dario Paladini, Karina Haratz, Lokesh Lingappa, Daniela Prayer, Ritsuko Pooh, Nitin Chaubal, Adinaryan Makam
15.15- 16.00	Session 12 – Oral communication 2	
	Chair: Romina Romanilla, Vivek Krishnan, Rachna Gupta, Akshata Sharma	
7 min each	6 presentations of abstracts received	
16.00 to 16.30	coffee break	
16.30-17.15	Session 13 – Consultation simulation	
45 min	Ventriculomegaly, ACC and posterior fossa cyst With the participation of the "patient" and the "expert"	Vincent Des Portes, Dario Paladini, Lokesh Lingappa, Romina Romaniello, Ritsuko Pooh, Vivel Kristian, Andrea Righini
	Moderator: B S Ramamurthy & Chander Lulla	
17.15- 18.45	Session 14 – Mix Bag	
20 min	Fetal / Neonatal Brain in Metabolic Disorders	MariaSavina Serverino
20 min	Why neurosonogram is must in monochorionic pregnancy?	K. Manikandan
20 min	3rd trimester neurosonogram- it's never too late	Micheal Brusilov
20 min	Your "POSTURE" while doing USG - orthopedic surgeon's view	Hriday Acharya

Fundamentals of Fetal Neurosonography

Course Directors:

Ritsuko Pooh, Laurent Guibaud, Andrea Righini,
Prashant Acharya, B S Ramamurthy, Chander Lulla,
Nitin Chaubal, Vivek Krishnan

First trimester USG

14- 18 week USG

Mid brain and posterior fossa evaluation

3rd trimester brain

3D in fetal brain evaluation

Early brain till 10 weeks

Spine evaluation in 2nd trimester

FTS spine evaluation

Complimentary for Registered Delegates**Workshop coordinators:**

J. P. Shah, Parul Shah, Mayank Chaudhry,
Devang Patel, Foram Acharya

Fetal MRI

Course Directors:

Daniela Prayer, Mitter Christian,
Romina Romaniello

	Daniela Prayer	Mitter Christian	Romina Romaniello
60 Min.	1. Unit	1. Unit	1. Unit
15 Min.	<i>Break</i>	<i>Break</i>	<i>Break</i>
60 Min.	2. Unit	2. Unit	2. Unit
15 Min.	<i>Break</i>	<i>Break</i>	<i>Break</i>
60 Min.	3. Unit	3. Unit	3. Unit
60 Min.	<i>Break</i>	<i>Break</i>	<i>Break</i>
60 Min.	4. Unit	4. Unit	4. Unit

20,000 INR for each delegate

For Fetal MRI workshop only 15 delegates will be registered, and workshop will be conducted on console of MRI station.

Daniela Prayer, Christian Mitter and Romina Romaniello will be showing all normal and abnormal cases.

We are aiming to make the interpretation of T1 and T2 images and, we want you to learn diffuse tensor imaging in fetus to prognosticate the white matter tract and outcome after defect.

Workshop coordinators:

Dr Drushi Patel, Dr Shetal Desai, Dr Ripal Gaveriya

OPUS Workshop

Fundamentals of fetal neurosonography: normal development and common anomalies (hands-on)

Course Director:

Gustavo Malinger, Mauricio Harrare, Gustavo Abela,
Akshata Prabhu, Rachna Gupta

First trimester USG

14- 18 week USG

Mid brain and posterior fossa evaluation 3rd trimester brain

3D in fetal brain evaluation

Early brain till 10 weeks

Spine evaluation

15,000 INR for each delegate

Fetal brain malformations like
ACC, DWM, VH, Neuronal migration disorders etc
Session will be on laptop based simulator.

Workshop coordinators:

Viral Pandya, Hriday Acharya, Darshan Wadekar
Jimit Patrawala, Yogesh Tandel

4D view workshop *by* GE Fundamentals of fetal neurosonography and role of volume imaging (hands-on)

Course Director:

Prashant Acharya, B S Ramamurthy,
Chander Lulla, Vivek Kashyap

First trimester USG

Mid brain and posterior fossa evaluation
3rd trimester brain

3D in fetal brain evaluation

Early brain till 10 weeks

Spine evaluation

Complimentary for Registered Delegates

Session will be on laptop based simulator.
Please bring your own window based laptop for the same.

Specification for laptop will be communicated with you,
once you register for the same workshop

Workshop coordinators:

Rita Hingrajiya, Jayesh Patel, Dharmesh Patel
Kalpesh Patel, Sonia Meel, Jyotshna Panigrahi

Workshop on Neonatal and Paediatric Neurology

Course Director:

Vincent Del Portes, Lokesh Lingappa, Ashish Mehta, Dhiren Thakkar

Prognosis and postnatal treatment of CNS malformations: case discussion with the paediatric neurologist and neurosurgeon

Postnatal follow up of various normal and abnormal cases. This workshop will guide you what to do and how to counsel if couple comes with fetal CNS malformation report? How will be life, after birth, once fetal malformation is diagnosed.

Complimentary for Registered Delegates

Workshop coordinators:

Ashish Mehta, Manish Shah, Swati Thakkar
Dhiren Thakkar, Priyangi Purohit

Genetics of the normal and abnormal fetal brain development

Course Director:

Yuval Yaron, Salil Vaniawala, Parag Tamhankar

Biggest question is which genetic tests, is it Karyotyping, Array CGH, exom sequencing, Mitochondrial panel, or FISH etc...

Can you predict AUTISM? Will it recur in next pregnancy?

Which genetic tests you should ask after any positive ultrasound findings?

Complimentary for Registered Delegates**Workshop coordinators:**

Salil Vaniawala, Parag Tamhankar
Vijay Patil, Rakesh Patel

Registration Fees:

Inclusive of GST

Upto 31st Dec 2023	₹ 25000/-
1st Jan 2024 onwards	₹ 30000/-
Fetal MRI Workshop (Only 15 Delegates)	₹ 20000/-
Workshop Opus (Only 16 Delegates)	₹ 15000/-

Details for online payment or cash deposit in bank :

Name : **Prashant Vinodbhai Acharya**

Bank : **HDFC BANK**

A/.C No : 50200085681984 | Branch : Naranpura Branch
IFSC : HDFC0000383

Venue:

A Luxury Collection Hotel

ITC Narmada Ahmedabad



Judges Bunglow Rd,
11 M, Vastrapur, Ahmedabad,
Gujarat 380015

Details for accomodation at
venue will be updated soon.

Hotel Accommodation:

We have negotiated prices with hotel for 20 room.

Rates are ₹ 11500 excluding taxes,
(single or double with breakfast)

On twin sharing basis ₹ 5750 (Ex. taxes)

Contact us for booking on email or
call Pinky Shah M.: +91 9722836780

For further details please visit:

www.fetalbrainsociety.com

Explore Gujarat

Statue of Unity | Gir National Park | Somnath Temple
Dwarka | Rani ni Vaav | Akshardham
Adalaj Step Well | Rannotsav



Cancellation and refund Policy

25% retention charges, if cancelled before 10th December 2023. 50% retention charges, if cancelled between 10th December to 31st December 2023. 100% retention charges, if cancelled on or after 1st January 2024. The refund against the cancellation will be done 30 days post-conference. For cancellation of your booking for conference kindly email your request on fetalbrainsociety@gmail.com

Note: Organiser reserves all rights to make any changes without prior notice.

EVENT MANAGED BY



First
FETAL BRAIN
WORLD CONGRESS
AHMEDABAD, INDIA



Foundation Meeting of **Fetal Brain Society**

Under the aegis of Fetal Brain Academy Pvt Ltd. and PARCON

18-19-20-21 January 2024

DETAILS FOR OFFLINE REGISTRATION

Title Dr. Prof. Mr. Mrs.

Surname Name.....

Hospital

Address

City State Pin

Mobile

E-mail.....

Payment Mode : Cheque/DD in favour of "Prashant Vinodbhai Acharya" or Cash deposit in Bank.

Cheque/DD No. Dated

Drawn on Total Amount ₹

Kindly select one workshop to attend:

- Workshop MRI Workshop USG Workshop 4D view by GE
 Workshop OPUS Workshop Genetics Workshop Postnatal

Send Registration form to: **Dr. Prashant Acharya**, 2B, Virvijay Society, Opp. Sanghvi High School, Vijaynagar Road, Naranpura, Ahmedabad 13, Gujarat, India. Mobile: +91 98240 69250

**Send Filled form and photo of payment details via
"email" on fetalbrainsociety@gmail.com**

For more information, topics detail and registration, please visit
www.fetalbrainsociety.com or mail at fetalbrainsociety@gmail.com or
call on 9824069250.

**Abstract and Paper
Submission is open.**

To submit your paper,
click following link

<https://forms.gle/cLgMoVP8xq7L2WjZ8>

OR visit www.fetalbrainsociety.com

For any query contact
Pinky Shah - M.: +91 9722836780

First
FETAL BRAIN
WORLD CONGRESS
AHMEDABAD, INDIA



Foundation Meeting of **Fetal Brain Society**

Under the aegis of Fetal Brain Academy Pvt Ltd. and PARCON

18-19-20-21 January 2024

FOR ONLINE REGISTRATION



**Scan QR Code or
Click here for registration**

Send Filled form and photo of payment details via
"email" on **fetalbrainsociety@gmail.com**

For more information, topics detail and registration, please visit
www.fetalbrainsociety.com or mail at fetalbrainsociety@gmail.com or
call on 9824069250.

For any query contact
Pinky Shah - M.: +91 9722836780



GE HealthCare

GENERATIONS AHEAD OF OTHER ULTRASOUNDS

WITNESS THE LAUNCH OF

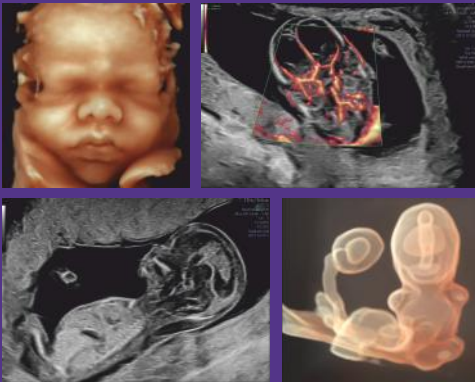
1ST

ULTRA PREMIUM ULTRASOUND SYSTEM

FETAL BRAIN
WORLD CONGRESS

18-21
JAN 2024

ITC NARMADA
Ahmedabad, Gujarat



For Information Call : 1800-102-7750
Email : TeamGEhealthcare@ge.com